

B Hold sign in air and say, "B, one-sound consonant—B, one-sound consonant. /B-b-b/, b flies to the right."
Draw a b in the air with sign.
It's fun for students to jump to the right, too.
"Bee right, bee right, bee right..."

b "Sunshine line, waterline, mountaintop, stop. The sound for b is /b-b-b-b/."**

A Hold sign in air and say, "A, three-sound vowel—A, three-sound vowel—/a/, /a/, /ah/." For a, draw short sound.
For a, draw sign across face.
For ah, push upward and sign for three.
You may wish to simply draw an a in the air.

a "Treetop, mountaintop, waterline, treetop, waterline, float. The sounds for a are a, ay, ah."

D Hold sign in air and say, "D, one-sound consonant—D, one sound consonant., /d-d-d-d-d/. ** D flies to dee left."
Draw a d in air with the sign.
It's fun for the students to jump to the left, too.
"Dee left, dee left, dee left..."

d "Treetop, mountaintop, waterline, sunshine, waterline, float. The sound for d is /d-d-d/."**

C Hold sign in air and say, "C, two-sound consonant—C, two-sound consonant." Hold sign and draw the c in air, saying, "k-k/** hard (hold up a l), /sss/ soft (hold a two in the air). C-e, c-i, c-y makes the c say /s/."

c "Treetop, mountaintop, waterline, float. The sounds for c are /k-k/** /sss/."

F Hold sign in air and say, "F, one-sound consonant—F, one-sound consonant." Draw the f and say, "--/ffff/."
Splay fingers to represent a fan and draw an f in the air.

f "Cloud line, sunshine line, waterline, lift and cross. The sound for f is /ffff/."

E Hold sign in air and say, "E, three-sound vowel—E, three-sound vowel -- /eh/, /ee/ and no-sound e."
For /eh/ draw short sign, for /ee/, draw sign across face. For no-sound e, cross arms and shake head no.
You may wish to simply draw the e in the air.

e "Treetop, line, mountaintop, waterline, float.
The sounds for e are eh, ee., no sound."

H Hold sign in air and say, "H, one-sound consonant—H, one-sound consonant." Draw an h in the air and say, "/h/hhh/."

h "Sunshine line, waterline, mountaintop, waterline, float.
The sound for h is /h/hhh/."

G Hold sign out and say, "G, two-sound consonant—G, two-sound consonant." Hold sign in air and draw a "g" as you say, "/g-g/ hard (hold a one up) /j-j-j-j/ soft." (hold a two up).

G-a, g-o, g-u makes the g go /g/."***

g "Treetop, mountaintop, waterline, treetop, put your hook in the water, catch a fish to the left.
The sounds for g are /g-g-g/, /j-j-j-j/."***

J Make the sign and say, "J, one-sound consonant—J, one-sound consonant". Draw a j as you say, "/j-j-j-j—j/."
Dot the j.

j "Mountaintop, put your hook in the water, catch a fish to the left.
Lift and dot. The sound for j is /j/ /j/ /j/."**

I Hold sign in air and say, "I, two-sound vowel—I, two-sound vowel." Push sign out from face for /i/ and across eyes for /i/.
You may wish to simply draw the i in the air.

i "Mountaintop, waterline, float.
Lift and dot. The sounds for i are /i/, /I/."

L Hold the sign in the air and say, "L, one-sound consonant—L, one-sound consonant—/llll/, lick the lollipop." Use the sign to act as if you are licking a lollipop with your signing fingers.

l "Sunshine line, waterline, float to the right.
The sound for l is /lll/."

K Hold the sign high in the air and say, "K, one-sound consonant—K, one-sound consonant". Draw a k as you say, "/k-k-k-/"**

k "Sunshine line, waterline, mountaintop, treetop, waterline, float.
The sound for k is /k-k-k-k/."**

R Hold the sign in the air and say, "R, one-sound consonant—
R, one-sound consonant." Draw the r and say, "/r-r-r/."***

r "Mountaintop, waterline, mountaintop, drop.

The sound for r is /r-r-r/."***

qu Form the sign for q then draw fingers up into a u sign
and say, "q-u, one sound phonogram, q-u, one sound
phonogram /kw/, /kw/, /kw/. Never write a q without a u."

qu "Treetop, mountaintop, waterline, treetop.

Put your hook in the water, catch a fish to the right.

The sound for q-- with the u is /kw-kw-kw/."**

T Hold the sign in front of your teeth and say, "T, one-sound
consonant— T, one-sound consonant, /t-t-t-t---t/." Snap sign
forward from teeth, then draw a t.**

t "Sunshine line, waterline, float, lift and
cross. The sound for t is /t/ /t/ /t/."***

S Hold the sign in the air and say, S, two-sound consonant—
S, two-sound consonant." Hold the sign in front of you and
draw an s as you say, "/sss/." - (hold a 1 in the air)
Draw a z and say, "/zzz/"" (hold a two in the air). "/zzz/ at
the end of a word like in is, as, was."

s "Treetop, mountaintop, treetop, waterline, float.
The sounds for s are /sss, /zzzz/."

N Hold the sign to the right of your nose and say, "N, one-sound consonant—N, one-sound consonant." Draw an "n" in the air as you say the /n/ sound and add, "One bump."

n "Mountaintop, waterline, mountaintop, waterline, float.
The sound for n is /nnn/."

M Hold the sign in front of lips and say, "M, one-sound consonant—M, one-sound consonant." Draw an m in the air as you say /mmm/. Add, "Two bumps."

m "Mountaintop, waterline, mountaintop, waterline, mountaintop, waterline, float. The sound for m is /mmm/."

P Hold sign in front of mouth and say, "P, one-sound consonant—P, one-sound consonant—/p-p-p/, put your pole in the pond, pull it out to the right." Draw a p in the air. **

p "Mountaintop, put your pole in the water, pull it out to the right. The sound for p is /p-p-p/."***

O Hold sign in the air and say, "O, four-sound vowel—O, four-sound vowel—/ah/, /oh/, /uh/, /oo/." For /ah/ draw the short sound. For /oh/ draw sign across face. For /uh/ push sign upward and sign a three. For /oo/ push sign down and out and sign a four.

o "Treetop, mountaintop, waterline, treetop, stop.
The sounds for o are ah, oh, uh, oo."

V Hold the sign in the air and say, "V, one-sound consonant—
V, one-sound consonant—/vvv/." Draw a v in the air.

v "Mountaintop, waterline, mountaintop, stop.
The sound for v is /v/."

U Hold the sign in air and say, "U, three-sound vowel—U, three-
sound vowel—/uh/ /you/ /ooah/." For /uh/ draw the short
sound, for /you/ push across face, for /ooah/ push into
tummy and say, "Like in push."

You may want to simply draw the u as you say the sounds.

u "Mountaintop, waterline, mountaintop, waterline,
float to the right. The sounds for u are uh, you, ooah."

X Hold sign in the air and say, "X, two-sound consonant—X, two
sound consonant—/ks-ks-ks/** (motion like a spray can), /zzz/
(motion like a z).

/Z/ at the beginning of a word. Draw an x as you say each sound.

x "Mountaintop, waterline, lift, mountaintop, waterline.
The sounds for x are /ks-ks-ks/**, /zzz/."

W Hold the sign in the air and say, "W, one-sound consonant—
W, one-sound consonant—/w-w/ wubble you, double you."
Draw a w in the air. **

w "Mountaintop, waterline, mountaintop, waterline,
mountaintop, stop. The sound for w is /w-w-w/."***

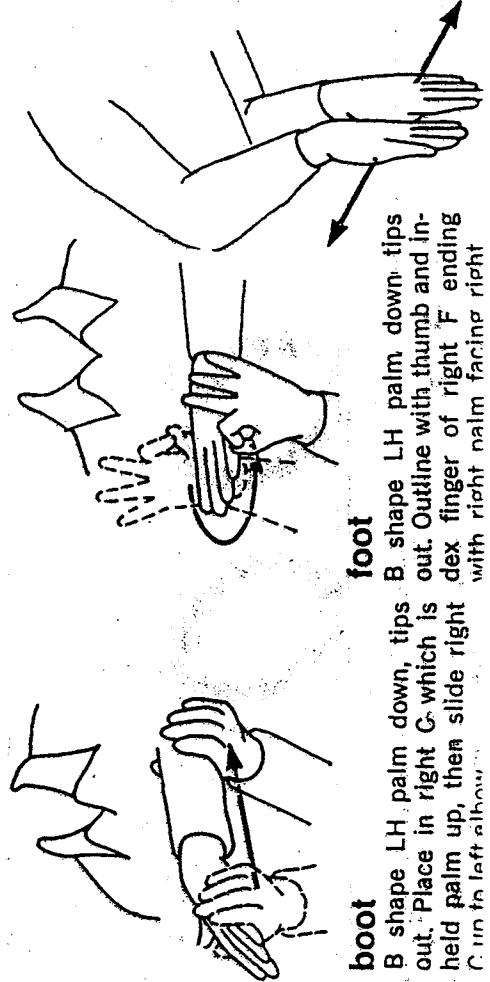
Z Draw the sign in the air and say, "Z, one-sound consonant—Z, one sound consonant./zzz/."

z "Zoom right on the mountaintop, zoom to the water, sail right and stop. The sound for z is /z/."

Y Hold sign in the air and say, "Y, one-sound consonant—Y, three-sound vowel. Y, one-sound consonant—Y, three-sound vowel. /y-y-y/** at the beginning of a word (draw y in air), /i/ in the middle of a word (short vowel sound). /I/ at the end of a one-syllable word (pull y sign across face). /Ee/ at the end of two syllable words (or more) (pull y sign back across face and behind you).


y "Mountaintop, waterline, mountaintop, put your hook in the water, catch a fish to the left. The sounds for y are /y-y-y/, at the beginning of a word, /i/ in the middle of a word, /I/, at the end of a one-syllable word, /ee/ at the end of two-syllable words."

Oo Use both hands to make two o's and say and do the following, "/Oo/ (push the two o's down and out), /ooah/ (push sign into your tummy) /oh/ (pull the two o's across your face), put your boot on your foot on the floor!" You may want to slap your footwear, touch the bottom of your foot and then stomp on the floor as you say the last part.



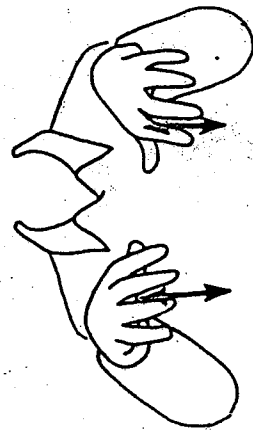
boot
 B shape LH palm down, tips out. Place in right C, which is held palm up, then slide right C in to left elbow.
foot
 B shape LH palm down, tips out. Outline with thumb and index finger of right F ending with right palm facing right

Ee Hold two e's in the air, push them forward and excitedly chant, "/Ee/, double ee always says /ee/!" Repeat two more times, then add, "Like in see!" Sign for see.



see
 V shape RH palm in. Point tips at eyes, then draw back.

Ai Start with the sign for a and move across your face; end with the sign for i. Wiggle the i. As you do so, say, "/Ai/" that we do not use at the end of a word." Repeat two more times -add, "Like in rain and rainbow!" Sign the ai words.




rain

Claw shape both hands palms down. Move up and down.

rainbow

Four shape RH palm in, tips down. Arc from left to right outlining rainbow.

Ay Start with the sign for a and move across your face; end with the sign for y and say, "/Ay/" that we do use at the end of a word!" Nod your head. Repeat 2 more times, then add, "Like in say and day!" Sign the ay words.



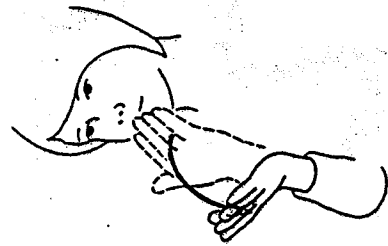
say

One shape RH palm in, tip left. Hold at mouth and make small circle forward.

day

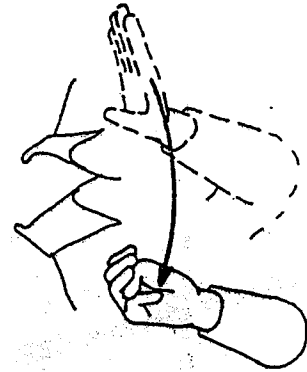
Hold left arm before you palm down, tips right. Point right index finger up. Then rest right elbow on back of left hand and arc down to elbow.

Th Start with the sign for t, move sign to h and say the unvoiced sound for /th/. Hold sign for h next to throat, and say the voiced /th/. Repeat two more times, then add, "Like in "Thank them." Sign the th words.



thank

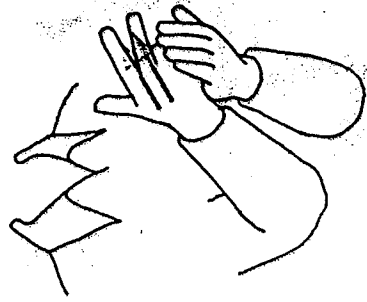
Open B. RH palm in, tips up. Place tips on chin or lips. Move out as if throwing a kiss.



them

Open B. RH palm up, tips out. Slide to right and form the letter M.

Sh Start with the s sign at the mouth and draw forward ending in a h sign as you say the sound for /sh/. Repeat two more times, then add, "Like in ship and fish." Sign the sh words.



ship

Open B. LH palm up, tips out. Place right 3 in left palm and move forward twice.



fish

Open B. both hands left palm in, tips right; right palm left, tips out. Place left tips on right wrist. Flutter right hand while moving forward.